

EdgePower

DATASHEET



EdgeMAX® Uninterruptible Power Supply

Reliable and Convenient UPS for WISPs

UNMS™ Remote Management

Automatic Alerts for Power Outages



Overview

Ubiquiti offers two EdgePower™ models for the specific requirements of your application:

- EP-54V-150W
- EP-24V-72W

Modular DC Power Supply for EdgePoint

The EdgePower EP-54V-150W is a high-power, modular PSU system designed to connect to EdgePoint™ routers or switches, and provide reliable power to attached PoE devices.

The EP-54V-150W uses modular PSUs for flexible configuration options. It can utilize two modular PSUs to provide up to 300W of power, or be configured to provide up to 150W of power with an automatic PSU backup.

The EP-54V-150W consists of a rack-mountable, two-bay housing and control unit, and includes one AC-DC 54V, 150W PSU module. The second PSU bay can house an AC-DC or DC-DC PSU module (sold separately):

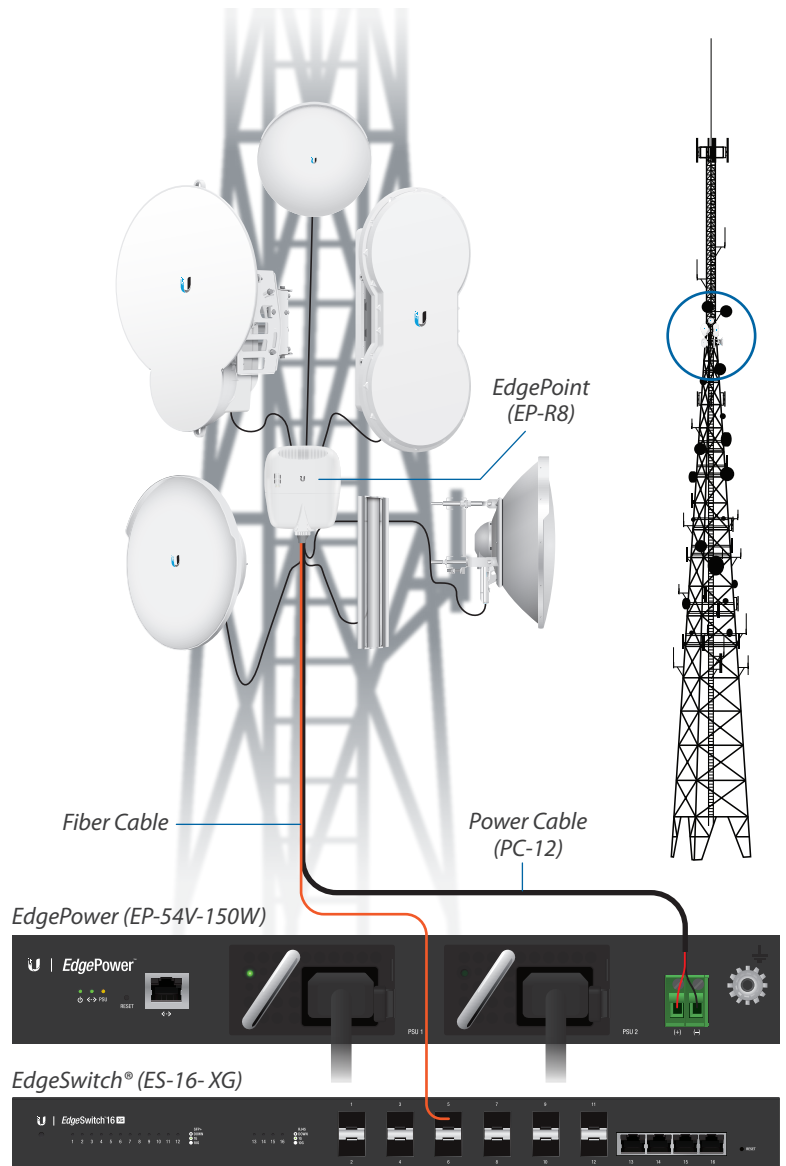
- EP-54V-150W-AC
- EP-54V-150W-DC

High Power

The EP-54V-150W provides up to 150W of power output. With an optional PSU in the secondary bay, it may be configured to deliver up to 300W of power.

Backup PSU

The secondary PSU may be configured as a backup PSU. In backup mode, the secondary PSU remains inactive and offline. If failure of the primary PSU is detected, the secondary PSU automatically activates to supply continuous power.



Tower Deployment Example



EP-54V-150W



Modular DC Power Supply with UPS and PoE

Protect your WISP site against power loss with the EdgePower EP-24V-72W, a convenient UPS device with dual PoE output ports.

You can receive alerts in the event of a power outage, and the EP-24V-72W offers a 12V lead acid battery input for redundancy if the AC input fails over (battery not included).

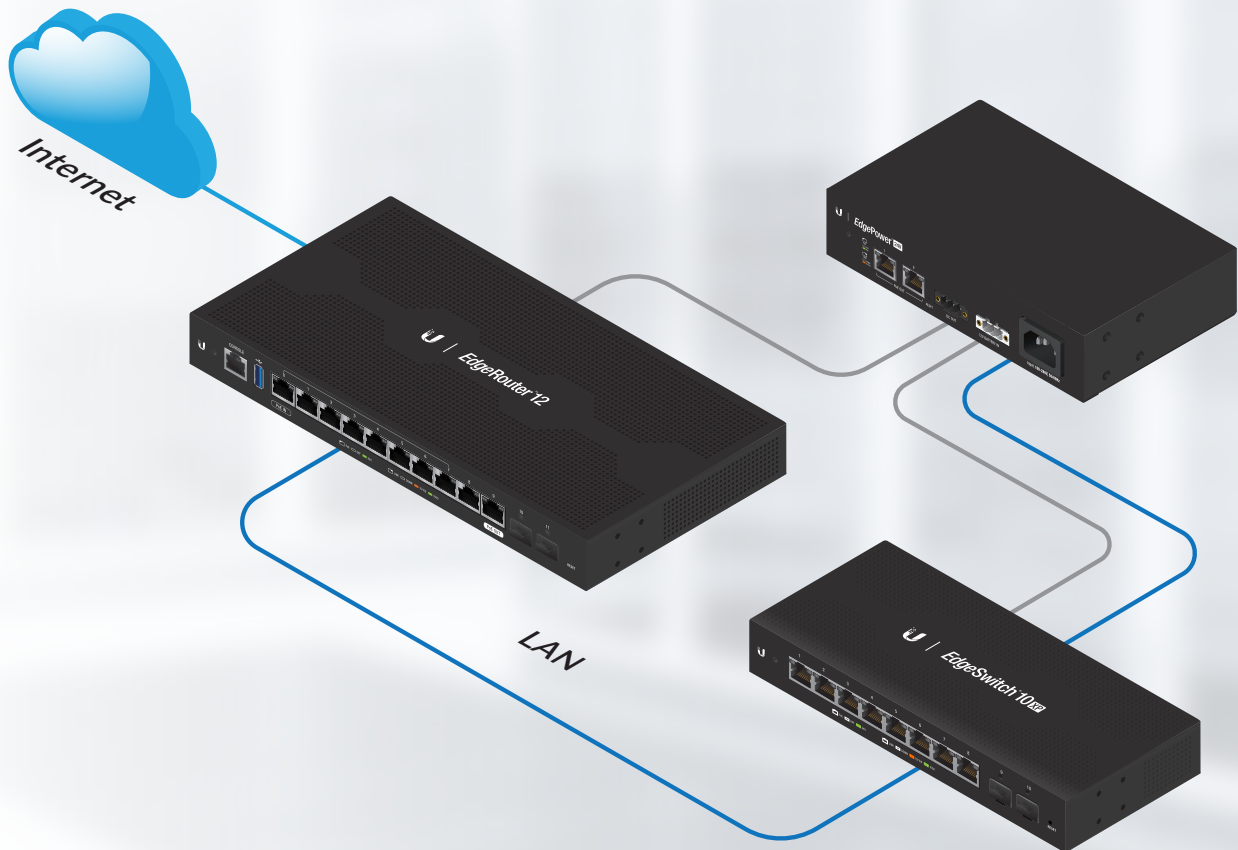
The EP-24V-72W offers the following outputs:

- 24VDC
- (2) 24V passive PoE

In the following diagram, the EP-24V-72W powers both the EdgeRouter™ ER-12, which acts as an internet gateway, and the EdgeSwitch ES-10XP, which acts as a PoE switch for the LAN. The EdgePower is also connected to the EdgeSwitch via an Ethernet cable for management.



EP-24V-72W



WISP Site Example



Management Flexibility

Local Web UI

The EdgePower Configuration Interface allows you to easily configure and monitor PSU features.

Ping Watchdog sets the EdgePower to continuously ping an IP address you define. If it is unable to ping, then the EdgePower will automatically reboot.

Local Web UI



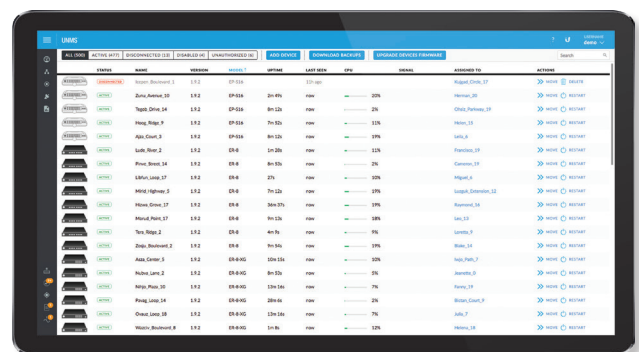
Use the local web UI to monitor and configure the EdgePower

Remote Management

The EdgePower may be connected to the LAN for remote monitoring and configuration.

Use the UNMS (Ubiquiti® Network Management System) for remote management. You can also use SNMP to monitor the EdgePower for issues that warrant attention.

Ubiquiti Network Management System




Use UNMS to register and manage multiple EdgeMAX devices

Outdoor DC Power Cabling

Manufactured to engineering specifications to supply reliable power to your EdgePoint devices. Available in 1000 ft. (305 m) reels.

- All-Weather, UV-Resistant
- 12 AWG Tinned Stranded Copper
- Fire-Resistant Polyethylene Jacket (FT-1)
- Temperature Range: -30 to 90° C
- Pull Tension: 80 lb Minimum
- Capacitance: 28 pF/ft @ 1 kHz
- DCR: 1.77 Ω/1000 ft @ 20° C
- Voltage Rating: 300V
- Impedance: 56 Ω



PC-12

EdgePower 24V 72W (model: EP-24V-72W)	
Dimensions	192 x 43.7 x 115 mm (7.559 x 1.72 x 4.528")
Weight	650 g (1.43 lb)
Interfaces Networking Management	(2) 10/100 Mbps RJ45 Ports Ethernet In-Band
PoE Output	(2) 24VDC Passive PoE (Pins 4, 5+; 7, 8-)
DC Output	24V, 3A
Power Method AC Input Battery Input	100-240VAC, 50-60 Hz, Universal Input DC Terminal Block
Power Supply AC Input Battery Input	AC/DC 72W 12VDC Lead Acid Battery*
Max. Power Consumption System Output	2W 72W
LEDs System RJ45 Data Ports	Status PoE; Link/Activity
ESD/EMP Protection	Air: ± 12 kV, Contact: ± 12 kV
Operating Temperature	0 to 40° C (32 to 104° F)
Operating Humidity	10 to 90% Noncondensing
Certifications	CE, FCC, IC

* Battery not included



EdgePower 54V 150W (Model: EP-54V-150W)	
Dimensions	299.8 x 286.9 x 42.55 mm (11.89 x 11.3 x 1.675")
Weight without Mount Brackets	2.7 kg (5.95 lb)
Interfaces Networking Management	(1) 10/100 Mbps RJ45 Port Ethernet In-Band, Web UI
Maximum Power Output	150W (1 PSU Module) 300W (2 PSU Modules @ 150W Each)
Power Method	100-240VAC/50-60 Hz, Universal Input
Power Supply Module	54V, 150W AC/DC, Model EP-54V-150W-AC, Installed in PSU 1
LEDs Power Ethernet PSU	System On/Off Management Port Link PSU1+PSU2, PSU1/PSU2
Rack-Mount	Yes, 1U High
ESD/EMP Protection	Air ± 24kV; Contact ± 24kV
Operating Temperature	0 to 40° C (32 to 104° F)
Operating Humidity	10 - 90% Noncondensing
Certifications	CE, FCC, IC



EdgePower 54V 150W DC (model: EP-54V-150W-DC)	
Power Method	DC/DC 150W for 22 - 60V Input, DC Terminal Block for 54V Output
Power Supply	DC/DC 150W for 22 - 60V Input
Supported Voltage Range	DC/DC for 22 - 60V Input, 54V Output
Battery Type	2/3/4 Series Lead Acid Battery
Maximum Charging Voltage	
2 Series	26.8 - 27.5V
3 Series	40.2 - 41.2V
4 Series	53.6 - 55V
Discharge Protection Voltage	
2 Series	21.5V
3 Series	32V
4 Series	43V
Charging Current	
2 Series	0.3A
3 Series	0.3A
4 Series	0.2A
LED	System On/Off
ESD/EMP Protection	Air ± 8kV; Contact ± 6kV
Operating Temperature	0 to 40° C (32 to 104° F)
Operating Humidity	10 to 90% Noncondensing
Certifications	CE, FCC, IC



EdgePower 54V 150W AC (Model: EP-54V-150W-AC)	
Power Method	AC/DC 150W for 110 - 240VAC Input, DC Terminal Block for 54V Output
Power Supply	AC/DC 150W for 110 - 240VAC Input
Supported Voltage Range	AC/DC for 110-240VAC Input , 54V Output
LED	System On/Off
ESD/EMP Protection	Air ± 8kV; Contact ± 6kV
Operating Temperature	0 to 40° C (32 to 104° F)
Operating Humidity	10 - 90% Noncondensing
Certifications	CE, FCC, IC



Specifications are subject to change. Ubiquiti products are sold with a limited warranty described at: ui.com/support/warranty
 The limited warranty requires the use of arbitration to resolve disputes on an individual basis, and, where applicable, specify arbitration instead of jury trials or class actions.
 ©2016-2019 Ubiquiti Inc. All rights reserved. Ubiquiti, Ubiquiti Networks, the Ubiquiti U logo, the Ubiquiti beam logo, airMAX, airOS, EdgeMAX, EdgePoint, EdgePower, EdgeRouter, EdgeSwitch, PowerCable, and UNMS are trademarks or registered trademarks of Ubiquiti Inc. in the United States and in other countries. Apple and the Apple logo are trademarks of Apple Inc., registered in the U.S. and other countries. App Store is a service mark of Apple Inc., registered in the U.S. and other countries. Android, Google, Google Play, the Google Play logo and other marks are trademarks of Google LLC. All other trademarks are the property of their respective owners.

